



Tower Gardens Photojournal


By: Md.Nizam Uddin



RockWool



Seeding plants




Measuring Ph level of water






Ph level water is 6.5




Things we planted



	<i>Pepper</i>	<i>Eggplant</i>	<i>Sweet Basil</i>	<i>Tomatoes</i>
	<i>Start seeds indoors in a sunny, warm location 7-8 weeks before the last spring frost. Plant 1-2 seeds per rockwool cube and cover with vermiculite.</i>	<i>Start seeds indoor or in a hotbed 8-10 weeks before night temperatures warm. For later crop start seeds outdoors in warm and sunny location after weather warms. Plant 1-2 seeds per rockwool cube and cover with vermiculite.</i>	<i>Plant after all danger of frost has passed. Plant 2-4 seeds per rockwool starter cube and cover with vermiculite.</i>	<i>Planting after all danger of frost has passed. Plant 1-2 seeds per rockwool cube and cover with vermiculite.</i>

Plants



Observation Day #1 (MD)

- When I was researching about tower garden, I noticed that they said growing in a medium axx rockwool. Which provides plants with oxygen and consistent moisture, encouraging rapid, healthy growth.
- I noticed that when we plant the seed last week, we plant the seed in wet rockwool and then we had to add extra water to the side, having extra water will it affect the the roots of the plants?

Question: Which procedure is healthier, planting seeds on the outside garden or planting seed in tower garden?

Day #2 Observations (MD) -

- Since the day we planted our seed, Still nothing happen yet, we added second amount of water today, I was quite exciting to see something sprout from the soil. Hopefully the plant will grow new two or three day.
- I believe that the plant might take few days to grow as it consuming all the energy from the soil, water and lights.And I am hoping to see it in next few days.

Questions- What is Open-Pollinated?

Observations (Troy)

- I noticed that the seed were planted very close together on the wool pad. I'm not sure if this will affect the growth pattern of the plant as it begins to grow and sprout.
- The color of the pH solution was orange but turned green when put in the wool-water.

Question (Troy)- How will the seedlings react to the limited amount of growing space?

Observations (Justin)

Since the seeds were planted nothing changed physically.

Questions

- When will I begin to see progress?

Observations (Troy)

- The basil seedling began sprouting after being watered and tended to for a week. Hopefully, the growth process will continue more diligently as time goes on.

Observations (Troy)

- The basil plant is continuing to grow little by little each day.
- Today is the first day that I noticed the basil plant beginning to sprout.
- The pepper and eggplants still have not sprouted, but I have strong hopes and aspirations for them.

Only two of our plant grow in last few weeks
“Tomato and Basil”

